




June 2014



June 2014



June 2014






# case\_ih\_150x200

---

**Author:** Donna Hammell  
**Copyright:** June 2014  
**Website:** [www.donnascrochetshoppe.com](http://www.donnascrochetshoppe.com)  
**Grid Size:** 150W x 200H  
**Design Area:** 15.00" x 25.00" (150 x 200 stitches)

## Legend:

 [2] RHC 001 White       [2] RHC 312 Black       [2] RHC 902 Jockey Red

Instructions for using the graph.

GAUGE= 5 STS = 1"  
4 ROWS = 1"

I USED SIZE "H" AFGHAN HOOK,USE WHATEVER SIZE GIVES YOU THE CORRECT GAUGE. CAN BE DONE IN AFGHAN STITCH OR SINGLE CROCHET.

EACH SQUARE ON THE GRAPH REPRESENTS 1 STITCH. FOR SINGLE CROCHET READ THE CHART FROM RIGHT TO LEFT, AND THEN LEFT TO RIGHT. IF USING AFGHAN STITCH ALWAYS READ FROM THE RIGHT.

TO START: CHAIN ONE MORE STITCH THAN GRAPH.

IF YOU NEED TO MAKE THE PIECE WIDER ADD STITCHES EVENLY TO BOTH SIDES, AND ADD ROWS TO MAKE IT LONGER. THE DESIGN IS CENTERED

ESTIMATED RED HEART YARN NEEDED:

BLACK ;8 OUNCES

WHITE: 2 OUNCES

RED: 30 OUNCES