

10

20

30

40

50

60

70

80



100

10

20

30

40

50


60

70

80

90


100




June 2016

110 120 130 140 150 160 170 180


10  
20  
30  
40  
50  
60  
70  
80  
90  
100



June 2016



June 2016











June 2016

# cars\_180x200

---

**Author:** Donna Hammell  
**Copyright:** June 2016  
**Website:** www.donnascrochetshoppe.com  
**Grid Size:** 180W x 200H  
**Design Area:** 18.00" x 25.00" (180 x 200 stitches)

## Legend:

 [2] RHC 312 Black	 [2] RHC 0848 Skipper Blue	 [2] RHC 0230 Yellow	 [2] RHC 001 White
 [2] RHC 902 Jockey Red	 [2] RHC 245 Orange	 [2] RHC 0412 Silver	 [2] RHC 0818 Blue Jewel

Instructions for using the graph.

GAUGE= 5 STS = 1"  
4 ROWS = 1"

I USED SIZE "H" AFGHAN HOOK, USE WHATEVER SIZE GIVES YOU THE CORRECT GAUGE. CAN BE DONE IN AFGHAN STITCH OR SINGLE CROCHET.

EACH SQUARE ON THE GRAPH REPRESENTS 1 STITCH. FOR SINGLE CROCHET READ THE CHART FROM RIGHT TO LEFT, AND THEN LEFT TO RIGHT. IF USING AFGHAN STITCH ALWAYS READ FROM THE RIGHT.

TO START: CHAIN ONE MORE STITCH THAN GRAPH.

## ESTIMATED YARN NEEDED:

BLACK ; 4 OUNCES  
YELLOW: 1 OUNCE  
WHITE: 2 OUNCES  
SKIPPER BLUE: LESS THAN AN OUNCE  
ORANGE: LESS THAN AN OUNCE  
RED: 8 OUNCES  
GRAY/SILVER: LESS THAN AN OUNCE  
LT. BLUE (BACKGROUND): 34 OUNCES