



2007



2007











# Cars

---

**Author:** Donna Hammell  
**Copyright:** 2007  
**Website:** [www.geocities.com/crochetshoppe/patterns.html](http://www.geocities.com/crochetshoppe/patterns.html)  
**Grid Size:** 240W x 240H  
**Design Area:** 24.00" x 30.00" (240 x 240 stitches)

## Legend:

 [2] DMC 310 black	 [2] DMC 721 orange spice - md	 [2] DMC White white
 [2] DMC 995 electric blue - dk	 [2] DMC 666 christmas red - br	 [2] DMC 3761 sky blue - lt
 [2] DMC 743 yellow - md	 [2] DMC 415 pearl gray	

Instructions for using the graph.

GAUGE= 5 STS = 1"  
4 ROWS = 1"

I USED SIZE "H" AFGHAN HOOK, USE WHATEVER SIZE GIVES YOU THE CORRECT GAUGE. CAN BE DONE IN AFGHAN STITCH OR SINGLE CROCHET.

EACH SQUARE ON THE GRAPH REPRESENTS 1 STITCH. FOR SINGLE CROCHET READ THE CHART FROM RIGHT TO LEFT, AND THEN LEFT TO RIGHT. IF USING AFGHAN STITCH ALWAYS READ FROM THE RIGHT.

TO START: CHAIN ONE MORE STITCH THAN GRAPH.

YOU WILL NEED TO ADD STITCHES TO MAKE THE PIECE WIDER, AND ADD ROWS TO MAKE IT LONGER. THE DESIGN IS CENTERED, SO ADD STITCHES EVENLY TO BOTH SIDES.

## ESTIMATED YARN NEEDED:

BLACK ; 5 OUNCES  
YELLOW: 1 OUNCE  
WHITE: 3 OUNCES  
BRIGHT BLUE: LESS THAN AN OUNCE  
ORANGE: LESS THAN AN OUNCE  
RED: 9 OUNCES  
GRAY: LESS THAN AN OUNCE  
LT. BLUE (BACKGROUND): 42 OUNCES