


by Donna Hammell




Donna Hammell

Legend:

■ HOB-839332 ■ HOB-HOB797 ■ HOB-398636 ■ HOB-839514

by Donna Hammell



Donna Hammell









HOB-573774 HOB-282244 HOB-282228 HOB-398610

# <No Title>

---

**Author:** Donna Hammell  
**Copyright:** Donna Hammell  
**Website:** [www.donnascrochetshoppe.com](http://www.donnascrochetshoppe.com)  
**Grid Size:** 98W x 78H  
**Design Area:** 9.80" x 9.75" (98 x 78 stitches)

## Legend:

 [2] HOB 839332 Black	 [2] HOB 282244 Medium Blue	 [2] HOB 839514 Royal
 [2] HOB 573774 Lemon	 [2] HOB 398636 Mid Green	 [2] HOB 398610 Toasted Almond
 [2] HOB HOB797 Lt Taupe	 [2] HOB 282228 Pink	

Instructions for using the graph.

GAUGE= 5 STS = 1"  
4 ROWS = 1"

I USED SIZE "H" AFGHAN HOOK, USE WHATEVER SIZE GIVES YOU THE CORRECT GAUGE. CAN BE DONE IN AFGHAN STITCH OR SINGLE CROCHET.

EACH SQUARE ON THE GRAPH REPRESENTS 1 STITCH. FOR SINGLE CROCHET READ THE CHART FROM RIGHT TO LEFT, AND THEN LEFT TO RIGHT. IF USING AFGHAN STITCH ALWAYS READ FROM THE RIGHT.

TO START: CHAIN ONE MORE STITCH THAN GRAPH.

IF YOU NEED TO MAKE THE PIECE WIDER ADD AN EVEN NUMBER OF STITCHES TO BOTH SIDES, AND ADD ROWS TO MAKE IT LONGER. THE DESIGN IS CENTERED, SO ADD STITCHES EVENLY TO BOTH SIDES.

## ESTIMATED YARN NEEDED:

MID GREEN: 37 YDS  
LEMON: 60 YDS  
BLACK: 102 YDS  
MEDIUM BLUE: 280 YDS  
TOASTED ALMOND: 8 YDS  
LIGHT TAUPE: 3 YDS  
PINK: 4 YDS  
ROYAL: 8 YDS