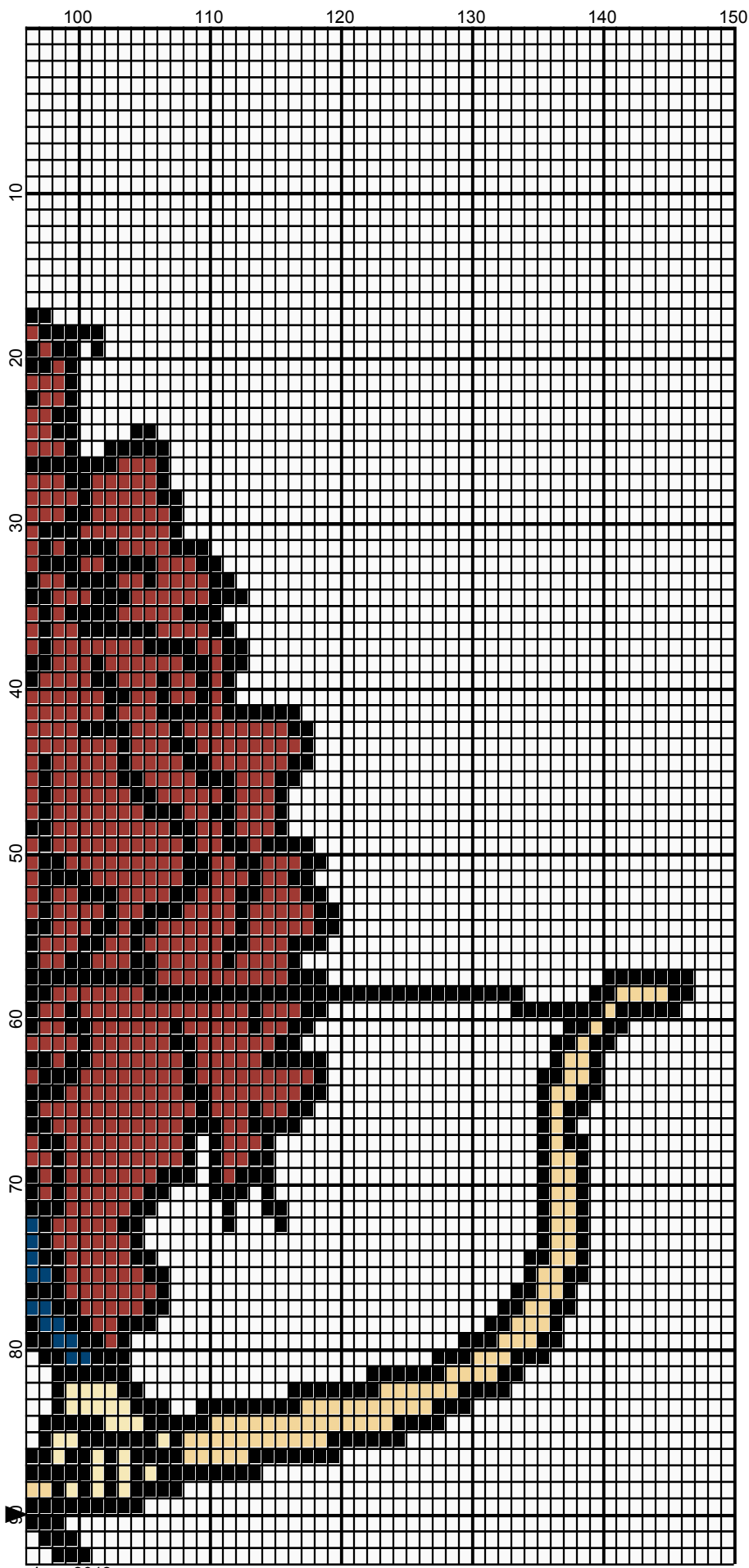




June 2012



June 2012















June 2012



# brave\_merida

**Author:** Donna Hammell  
**Copyright:** June 2012  
**Website:** www.donnascrochetshoppe.com  
**Grid Size:** 150W x 180H  
**Design Area:** 15.00" x 22.50" (150 x 180 stitches)

<b>Legend:</b>									
	[2]	001	RH012	Black		[2]	001	rhcorn	Cornmeal
	[2]	SSE	SSE321	Gold		[2]	001	RH286	Bronze
	[2]	001	RH848	Skipper Blue		[2]	001	RH111	Eggshell
	[2]	001	RH339	Medium Brown		[2]	001	RH334	Tan
	[2]	001	RH853	Soft Navy		[2]	001	RH412	Silver
	[2]	001	RH003	Off White		[2]	001	rh001	White

Instructions for using the graph.

GAUGE= 5 STS = 1"  
4 ROWS = 1"

I USED SIZE "H" AFGHAN HOOK,USE WHATEVER SIZE GIVES YOU THE CORRECT GAUGE. CAN BE DONE IN AFGHAN STITCH OR SINGLE CROCHET.

EACH SQUARE ON THE GRAPH REPRESENTS 1 STITCH. FOR SINGLE CROCHET READ THE CHART FROM LEFT TO RIGHT. IF USING AFGHAN STITCH ALWAYS READ FROM THE RIGHT.

TO START: CHAIN ONE MORE STITCH THAN GRAPH.

ESTIMATED YARN NEEDED:  
GOLD: 2 OUNCES  
BLACK: 5 OUNCES  
BACKGROUND: 11 OUNCES  
SKIPPER BLUE: 6 OUNCES  
BROWN: 1 OUNCES  
CORNMEAL: 1 OUNCE  
BRONZE: 2 OUNCES  
EGGSHELL: 1 OUNCE  
NAVY: 3 OUNCES  
TAN: SMALL AMT  
SILVER: SMALL AMT  
OFF WHITE: SMALL AMT