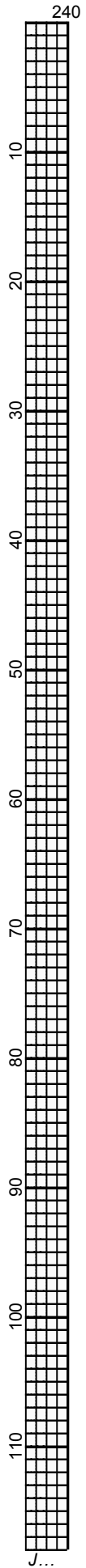




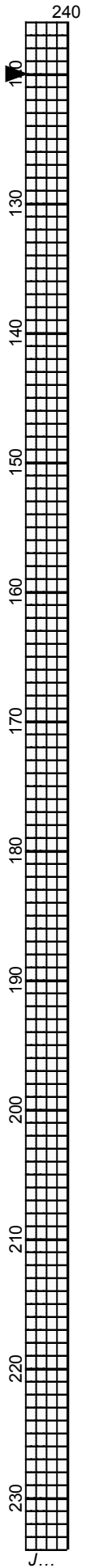


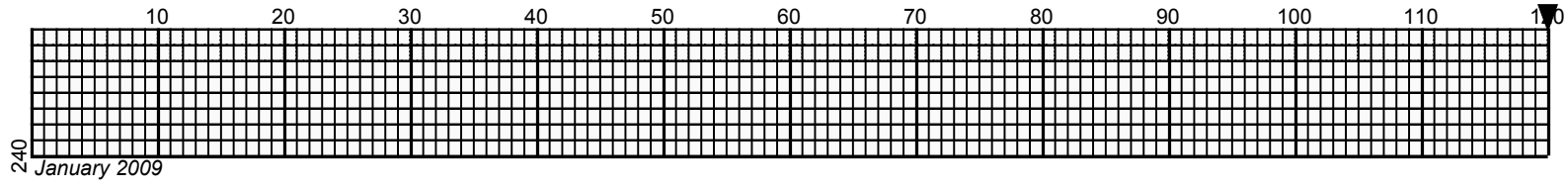
January 2009

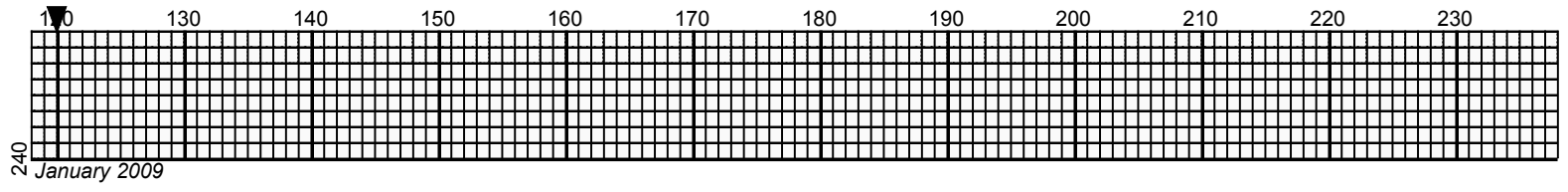




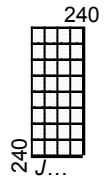












# Boston Celtics

---

**Author:** Donna Hammell  
**Company:** The Crochet Shoppe  
**Copyright:** January 2009  
**Website:** [www.geocities.com/crochetshoppe/patterns.html](http://www.geocities.com/crochetshoppe/patterns.html)  
**Grid Size:** 240W x 240H  
**Design Area:** 24.00" x 30.00" (240 x 240 stitches)

## Legend:

■ [2] 001 RH012 Black  
■ [2] 001 RH676 Emerald Green

■ [2] 001 RH286 Bronze  
■ [2] 001 RH246 Sea Coral

■ [2] 001 RH645 Honey Gold  
■ [2] 001 rh001 White

Instructions for using the graph.

GAUGE= 5 STS = 1"  
4 ROWS = 1"

I USED SIZE "H" AFGHAN HOOK, USE WHATEVER SIZE GIVES YOU THE CORRECT GAUGE. CAN BE DONE IN AFGHAN STITCH OR SINGLE CROCHET.

EACH SQUARE ON THE GRAPH REPRESENTS 1 STITCH. FOR SINGLE CROCHET READ THE CHART FROM RIGHT TO LEFT, AND THEN LEFT TO RIGHT. IF USING AFGHAN STITCH ALWAYS READ FROM THE RIGHT.

TO START: CHAIN ONE MORE STITCH THAN GRAPH.

YOU WILL NEED TO ADD STITCHES TO MAKE THE PIECE WIDER, AND ADD ROWS TO MAKE IT LONGER. THE DESIGN IS CENTERED, SO ADD STITCHES EVENLY TO BOTH SIDES.

ESTIMATED RED HEART YARN NEEDED:

WHITE: 33 OUNCES  
BLACK: 10 OUNCES  
EMERALD GREEN : 11 OUNCES  
BRONZE: 3 OUNCES  
SEA CORAL : 2 OUNCES  
HONEY GOLD: 2 OUNCES