


June 2017











June 2017

# blue\_gill

---

**Author:** Donna Hammell  
**Company:** Donna's Crochet Shoppe  
**Copyright:** June 2017  
**Website:** [www.donnascrochetshoppe.com](http://www.donnascrochetshoppe.com)  
**Grid Size:** 125W x 125H  
**Design Area:** 12.50" x 15.63" (125 x 125 stitches)

## Legend:

 [2] RHS 312 Black	 [2] RHS 389 Hunter Green	 [2] RHS 672 Spring Green	 [2] RHS 321 Gold
 [2] RHS 512 Turqua	 [2] RHS 368 Paddy Green	 [2] RHS 324 Bright Yellow	 [2] RHS 316 Soft White

Instructions for using the graph.

GAUGE= 5 STS = 1"  
4 ROWS = 1"

I USED SIZE "H" AFGHAN HOOK,USE WHATEVER SIZE GIVES YOU THE CORRECT GAUGE. CAN BE DONE IN AFGHAN STITCH OR SINGLE CROCHET.

EACH SQUARE ON THE GRAPH REPRESENTS 1 STITCH. FOR SINGLE CROCHET READ THE CHART FROM RIGHT TO LEFT, AND THEN LEFT TO RIGHT. IF USING AFGHAN STITCH ALWAYS READ FROM THE RIGHT.

TO START: CHAIN ONE MORE STITCH THAN GRAPH.

IF YOU NEED TO MAKE THE PIECE WIDER ADD AN EVEN NUMBER OF STITCHES TO BOTH SIDES, AND ADD ROWS TO MAKE IT LONGER. THE DESIGN IS CENTERED, SO ADD STITCHES EVENLY TO BOTH SIDES.

## ESTIMATED YARN NEEDED:

WHITE: 18 OUNCES

BLACK:1 OUNCE

HUNTER GREEN: 1 OUNCE

PADDY GREEN: 1 OUNCE

SPRING GREEN: 1 OUNCE

BRIGHT YELLOW: 1 OUNCE

GOLD: SMALL AMT

TURQUA: SMALL AMT