












# <No Title>

**Author:** Donna Hammell  
**Website:** www.donnascrochetshoppe.com  
**Grid Size:** 175W x 200H  
**Design Area:** 17.50" x 25.00" (175 x 200 stitches)

## Legend:

	[2]	001	RH412	Silver		[2]	001	RH912	Cherry Red		[2]	001	RH735	Light Cassis
	[2]	001	RH815	Pale Blue		[2]	001	RH289	Copper		[2]	001	rhcom	Cornmeal
	[2]	001	RH827	Lt. Periwinkle		[2]	001	RH048	Teal		[2]	001	rh001	White
	[2]	001	RH012	Black		[2]	001	RH111	Eggshell					
	[2]	001	RH676	Emerald Green		[2]	001	RH737	Pink					

Instructions for using the graph.

GAUGE= 5 STS = 1"  
4 ROWS = 1"

I USED SIZE "H" AFGHAN HOOK,USE WHATEVER SIZE GIVES YOU THE CORRECT GAUGE. CAN BE DONE IN AFGHAN STITCH OR SINGLE CROCHET.

EACH SQUARE ON THE GRAPH REPRESENTS 1 STITCH. FOR SINGLE CROCHET READ THE CHART FROM RIGHT TO LEFT, AND THEN LEFT TO RIGHT. IF USING AFGHAN STITCH ALWAYS READ FROM THE RIGHT.

TO START: CHAIN ONE MORE STITCH THAN GRAPH.

IF YOU NEED TO MAKE THE PIECE WIDER ADD STITCHES EVENLY TO BOTH SIDES, AND ADD ROWS TO MAKE IT LONGER. THE DESIGN IS CENTERED

ESTIMATED RED HEART YARN NEEDED:

BLACK ; 4 OUNCES  
WHITE: 5 OUNCES  
SILVER: 5 OUNCES  
PALE BLUE: 2 OUNCES  
LT PERIWINKLE: 6 OUNCES  
EMERALD GREEN: 3 OUNCES  
RED: 1 OUNCES  
COPPER: 1 OUNCE  
TEAL: SML AMT  
EGGSHELL: 11 OUNCES  
PINK: SMALL AMT  
CORNMEAL: 1 OUNCE