

10

20

30

40



60

70

80

10

20

30

40


50

60

70



September 2018



90

100

10

20

30

40


50

60

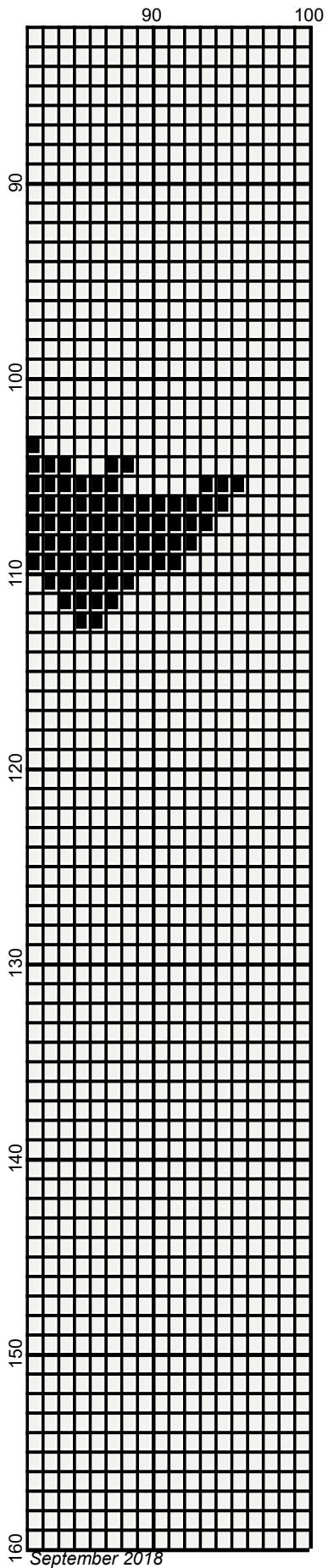
70

80

September 2018



September 2018



September 2018

# basketball\_man\_100x160

---

**Author:** Donna Hammell  
**Company:** Donna's Crochet Shoppe  
**Copyright:** September 2018  
**Website:** www.donnascrochetshoppe.com  
**Grid Size:** 100W x 160H  
**Design Area:** 10.00" x 20.00" (100 x 160 stitches)

## Legend:

□ [2] RHS 316 Soft White      ■ [2] RHS 312 Black

Instructions for using the graph.

GAUGE= 5 STS = 1"  
4 ROWS = 1"

I USED SIZE "H" AFGHAN HOOK, USE WHATEVER SIZE GIVES YOU THE CORRECT GAUGE. CAN BE DONE IN AFGHAN STITCH OR SINGLE CROCHET.

EACH SQUARE ON THE GRAPH REPRESENTS 1 STITCH. FOR SINGLE CROCHET READ THE CHART FROM RIGHT TO LEFT, AND THEN LEFT TO RIGHT. IF USING AFGHAN STITCH ALWAYS READ FROM THE RIGHT.

TO START: CHAIN ONE MORE STITCH THAN GRAPH.

IF YOU NEED TO MAKE THE PIECE WIDER ADD AN EVEN NUMBER OF STITCHES TO BOTH SIDES, AND ADD ROWS TO MAKE IT LONGER. THE DESIGN IS CENTERED, SO ADD STITCHES EVENLY TO BOTH SIDES.

ESTIMATED YARN NEEDED:

BLACK: 2 OUNCES  
WHITE: 20 OUNCES