






Legend:

- RHS-254
- RHS-312
- RHS-385
- RHS-316
- RHS-390

basketball100x100

Author: Donna Hammell
Copyright: January 2022
Website: www.donnascrochetshoppe.com
Grid Size: 100W x 100H
Design Area: 10.00" x 12.50" (100 x 100 stitches)

Legend:

 [2] RHS 254 Pumpkin  [2] RHS 385 Royal  [2] RHS 390 Hot Red
 [2] RHS 312 Black  [2] RHS 316 Soft White

Instructions for using the graph.

GAUGE= 5 STS = 1"
4 ROWS = 1"

I USED SIZE "H" AFGHAN HOOK, USE WHATEVER SIZE GIVES YOU THE CORRECT GAUGE. CAN BE DONE IN AFGHAN STITCH OR SINGLE CROCHET.

EACH SQUARE ON THE GRAPH REPRESENTS 1 STITCH. FOR SINGLE CROCHET READ THE CHART FROM RIGHT TO LEFT, AND THEN LEFT TO RIGHT. IF USING AFGHAN STITCH ALWAYS READ FROM THE RIGHT.

TO START: CHAIN ONE MORE STITCH THAN GRAPH.
FONT- BURBANK


IF YOU WILL NEED TO MAKE THE PIECE WIDER ADD STITCHES EVENLY TO BOTH SIDES, AND ADD ROWS TO MAKE IT LONGER. THE DESIGN IS CENTERED, SO ADD STITCHES EVENLY TO BOTH SIDES.

ESTIMATED YARN NEEDED:

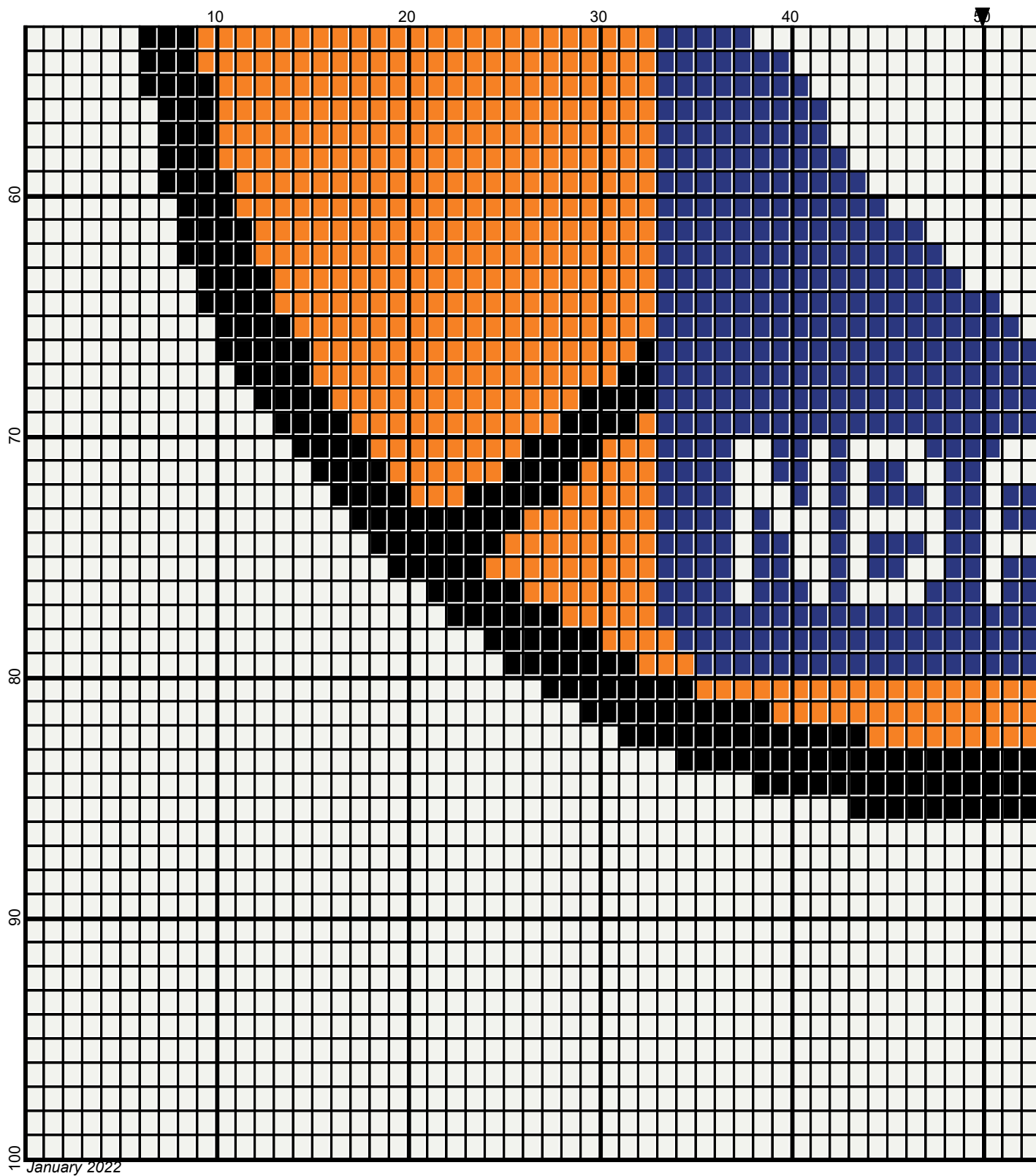
BLACK 2 OUNCES
PUMPKIN: 3 OUNCES
WHITE: 8 OUNCES
ROYAL: 1 OUNCE
RED: 1 OUNCE




January 2022



January 2022



Legend:



■ RHS-254 ■ RHS-312 ■ RHS-385 □ RHS-316 ■ RHS-390