




February 2011





February 2011









February 2011

backyardigans_tyrone

Author: Donna Hammell
Copyright: February 2011
Website: www.donnascrochetshoppe.com
Grid Size: 160W x 180H
Design Area: 16.00" x 22.50" (160 x 180 stitches)

Legend:

 [2] 001 RH012 Black	 [2] 001 RH849 Olympic Blue	 [2] 001 RH230 Yellow
 [2] 001 RH912 Cherry Red	 [2] 001 RH245 Orange	 [2] 001 rh001 White

Instructions for using the graph.

GAUGE= 5 STS = 1"
4 ROWS = 1"

I USED SIZE "H" AFGHAN HOOK,USE WHATEVER SIZE GIVES YOU THE CORRECT GAUGE. CAN BE DONE IN AFGHAN STITCH OR SINGLE CROCHET.

EACH SQUARE ON THE GRAPH REPRESENTS 1 STITCH. FOR SINGLE CROCHET READ THE CHART FROM RIGHT TO LEFT, AND THEN LEFT TO RIGHT. IF USING AFGHAN STITCH ALWAYS READ FROM THE RIGHT.

TO START: CHAIN ONE MORE STITCH THAN GRAPH.

IF YOU NEED TO MAKE THE PIECE WIDER ADD AN EVEN NUMBER OF STITCHES TO BOTH SIDES, AND ADD ROWS TO MAKE IT LONGER. THE DESIGN IS CENTERED, SO ADD STITCHES EVENLY TO BOTH SIDES.

ESTIMATED YARN NEEDED:

WHITE: SMALL AMT

ORANGE: 5 OUNCES

BACKGROUND: 20 OUNCES

RED: 2 OUNCES

BLACK: 2 OUNCES

BLUE: 2 OUNCES

YELLOW: 1 OUNCE