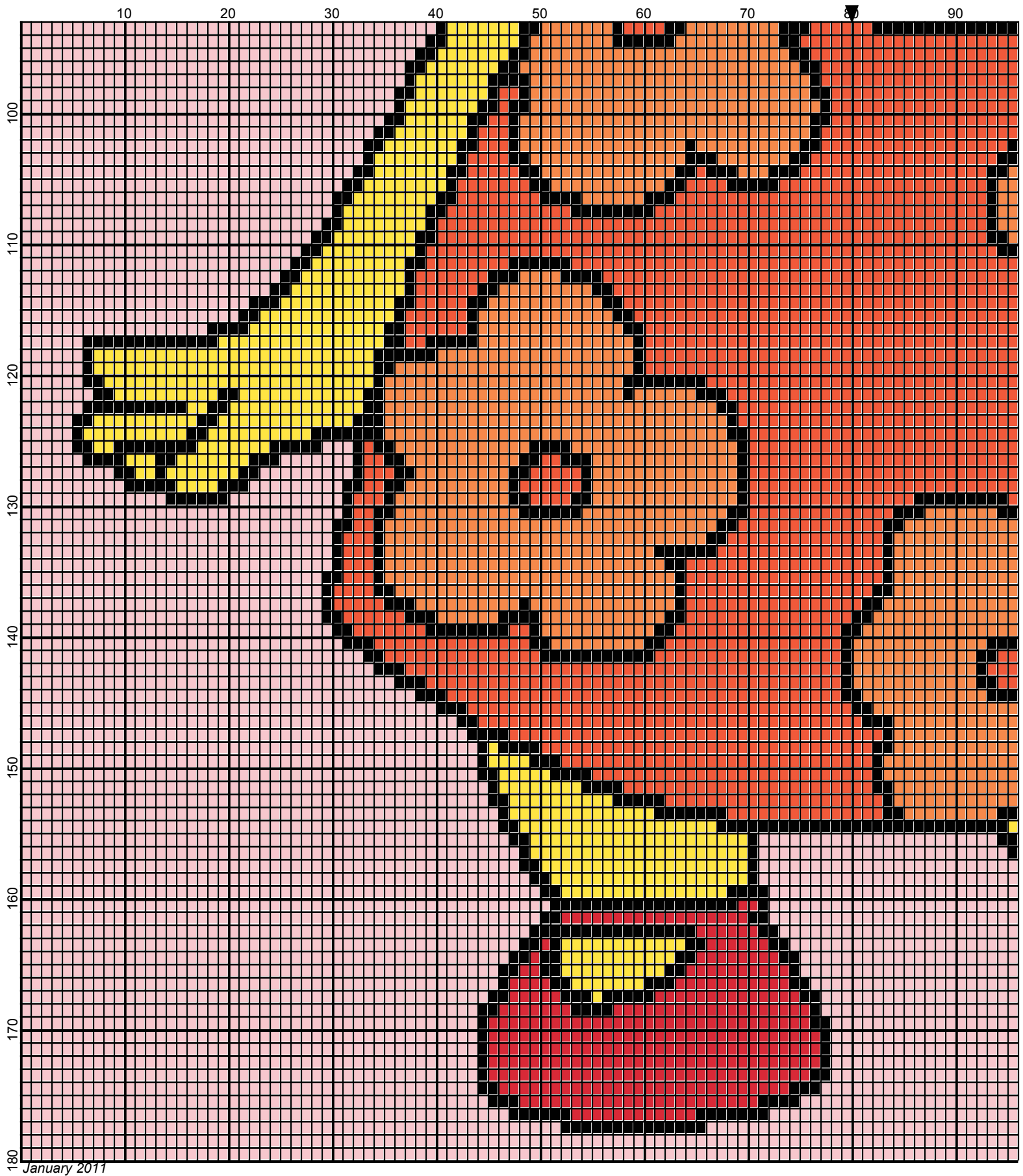
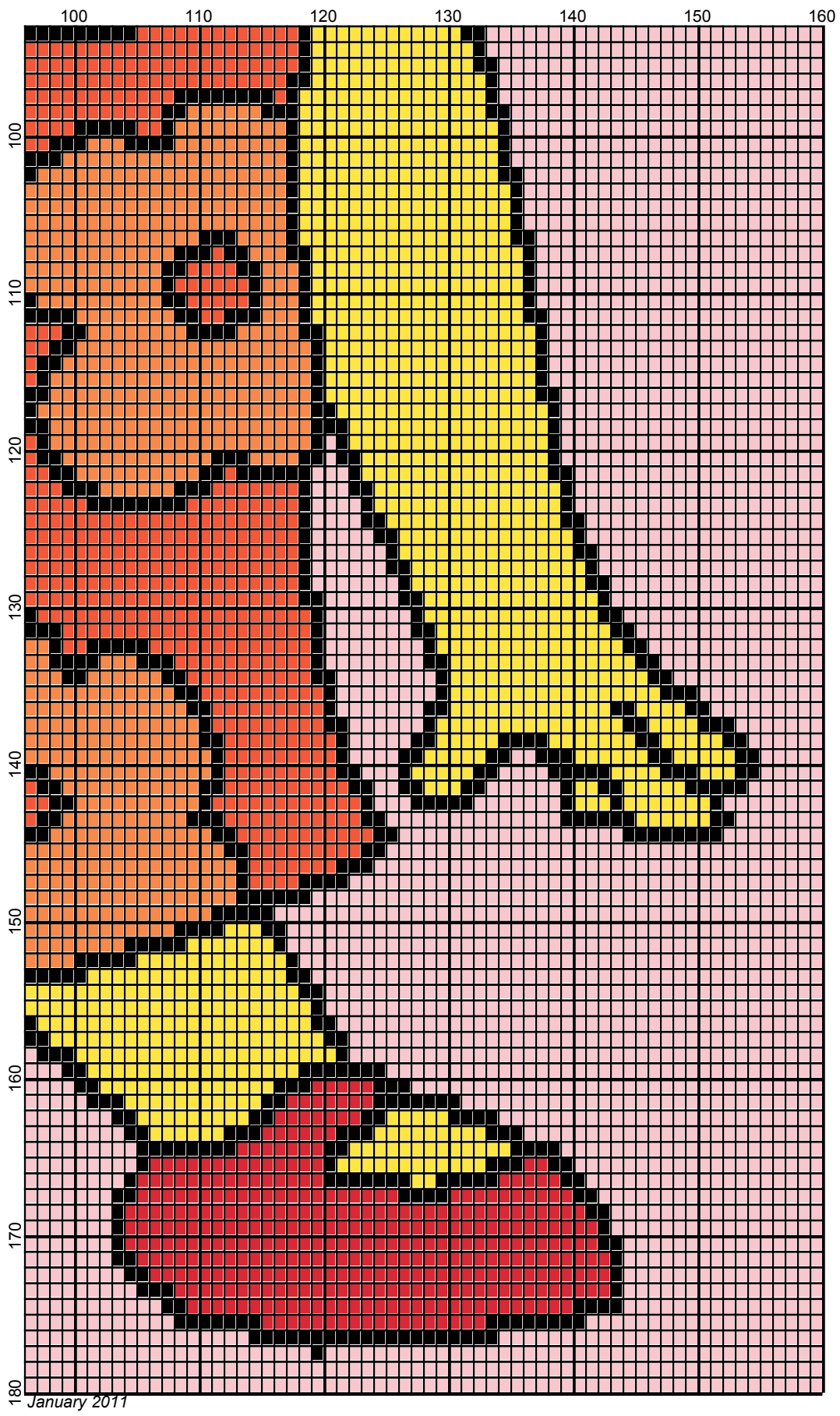


January 2011












backyardigans- tasha

Author: Donna Hammell
Copyright: January 2011
Website: www.donnascrochetshoppe.com
Grid Size: 160W x 180H
Design Area: 16.00" x 22.50" (160 x 180 stitches)

Legend:

 [2] 001 RH012 Black	 [2] 001 RH253 Tangerine	 [2] 001 RH254 Pumpkin	 [2] 001 RH737 Pink
 [2] 001 RH912 Cherry Red	 [2] 001 RH230 Yellow	 [2] 001 rh001 White	

Instructions for using the graph.

GAUGE= 5 STS = 1"
4 ROWS = 1"

I USED SIZE "H" AFGHAN HOOK,USE WHATEVER SIZE GIVES YOU THE CORRECT GAUGE. CAN BE DONE IN AFGHAN STITCH OR SINGLE CROCHET.

EACH SQUARE ON THE GRAPH REPRESENTS 1 STITCH. FOR SINGLE CROCHET READ THE CHART FROM RIGHT TO LEFT, AND THEN LEFT TO RIGHT. IF USING AFGHAN STITCH ALWAYS READ FROM THE RIGHT.

TO START: CHAIN ONE MORE STITCH THAN GRAPH.

IF YOU NEED TO MAKE THE PIECE WIDER ADD AN EVEN NUMBER OF STITCHES TO BOTH SIDES, AND ADD ROWS TO MAKE IT LONGER. THE DESIGN IS CENTERED, SO ADD STITCHES EVENLY TO BOTH SIDES.

ESTIMATED YARN NEEDED:
RED: 1 OUNCE
WHITE:SMALL AMT
BLACK: 3 OUNCES
BACKGROUND: 16 OUNCES
YELLOW: 7 OUNCES
TANGERINE: 3 OUNCES
PUMPKIN: 3 OUNCES