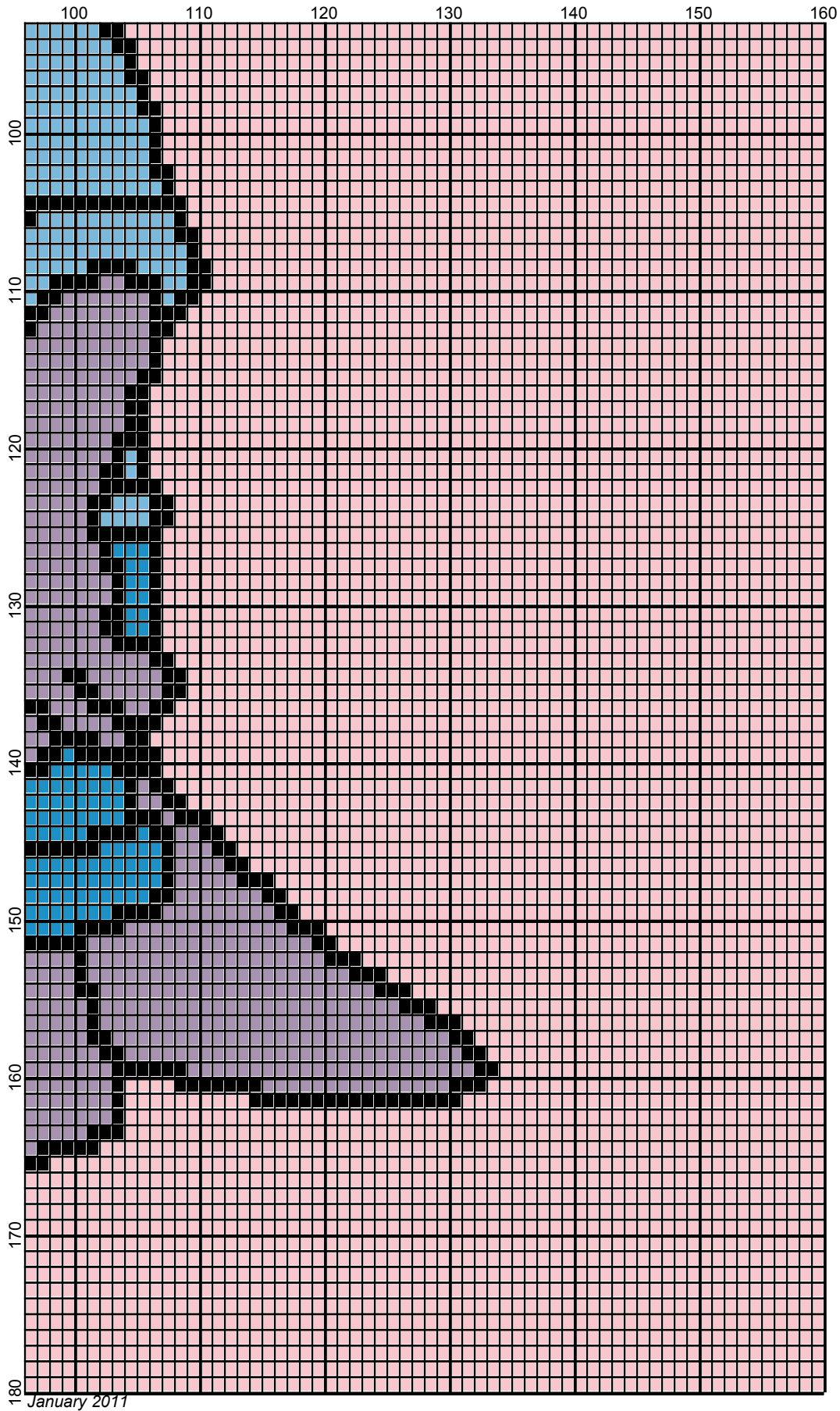


January 2011











January 2011

Austin

Author: Donna Hammell
Copyright: January 2011
Website: www.donnascrochetshoppe.com
Grid Size: 160W x 180H
Design Area: 16.00" x 22.50" (160 x 180 stitches)

Legend:

	[2]	001	RH012	Black		[2]	001	RH827	Lt. Periwinkle		[2]	001	rh001	White
	[2]	001	RH579	Light Lavendar		[2]	001	RH815	Pale Blue		[2]	001	RH737	Pink
	[2]	001	RH596	Purple		[2]	001	RH230	Yellow					

Instructions for using the graph.

GAUGE= 5 STS = 1"
4 ROWS = 1"

I USED SIZE "H" AFGHAN HOOK,USE WHATEVER SIZE GIVES YOU THE CORRECT GAUGE. CAN BE DONE IN AFGHAN STITCH OR SINGLE CROCHET.

EACH SQUARE ON THE GRAPH REPRESENTS 1 STITCH. FOR SINGLE CROCHET READ THE CHART FROM RIGHT TO LEFT, AND THEN LEFT TO RIGHT. IF USING AFGHAN STITCH ALWAYS READ FROM THE RIGHT.

TO START: CHAIN ONE MORE STITCH THAN GRAPH.

IF YOU NEED TO MAKE THE PIECE WIDER ADD AN EVEN NUMBER OF STITCHES TO BOTH SIDES, AND ADD ROWS TO MAKE IT LONGER. THE DESIGN IS CENTERED, SO ADD STITCHES EVENLY TO BOTH SIDES.

ESTIMATED YARN NEEDED:

LT PERIWINKLE: 1 OUNCE
WHITE:SMALL AMT
LAVENDAR: 4 OUNCES
BACKGROUND: 22 OUNCES
YELLOW: 1 OUNCE
BLACK: 2 OUNCES
PURPLE: SMALL AMT
PALE BLUE: 2 OUNCES