





















Legend:

- | | | | | |
|---|---|---|---|---|
|  RHS-726 |  RHS-RH400 |  RHS-631 |  RHS-368 |  RHS-316 |
|  RHS-256 |  RHS-672 |  RHS-324 |  RHS-312 |  RHS-341 |

baby_yoda_capsule_160x160

Author: Donna Hammell
Copyright: October 2022
Website: www.donnascrochetshoppe.com
Grid Size: 160W x 160H
Design Area: 16.00" x 20.00" (160 x 160 stitches)

Legend:

 [2] RHS	726 Coral	 [2] RHS	631 Lt Sage	 [2] RHS	316 Soft White
 [2] RHS	256 Carrot	 [2] RHS	324 Bright Yellow	 [2] RHS	341 Light Gray
 [2] RHS	RH400 Gray Heather	 [2] RHS	368 Paddy Green		
 [2] RHS	672 Spring Green	 [2] RHS	312 Black		

Instructions for using the graph.

GAUGE= 5 STS = 1"
4 ROWS = 1"

I USED SIZE "H" AFGHAN HOOK,USE WHATEVER SIZE GIVES YOU THE CORRECT GAUGE. CAN BE DONE IN AFGHAN STITCH OR SINGLE CROCHET.


EACH SQUARE ON THE GRAPH REPRESENTS 1 STITCH. FOR SINGLE CROCHET READ THE CHART FROM RIGHT TO LEFT, AND THEN LEFT TO RIGHT. IF USING AFGHAN STITCH ALWAYS READ FROM THE RIGHT.

TO START: CHAIN ONE MORE STITCH THAN GRAPH.


YOU WILL NEED TO ADD STITCHES TO MAKE THE PIECE WIDER, AND ADD ROWS TO MAKE IT LONGER. THE DESIGN IS CENTERED, SO ADD STITCHES EVENLY TO BOTH SIDES.


ESTIMATED RED HEART YARN NEEDED:

BLACK:15 YDS
WHITE: 740 YDS
CARROT:115 YDS
CORAL: 40 YDS
GRAY HEATHER: 300 YDS
SPRING GREEN:110 YDS
LIGHT SAGE:13 YDS
BRIGHT YELLOW:3 YDS
LIGHT GRAY: 345 YDS
PADDY GREEN: 8 YDS



October 2022

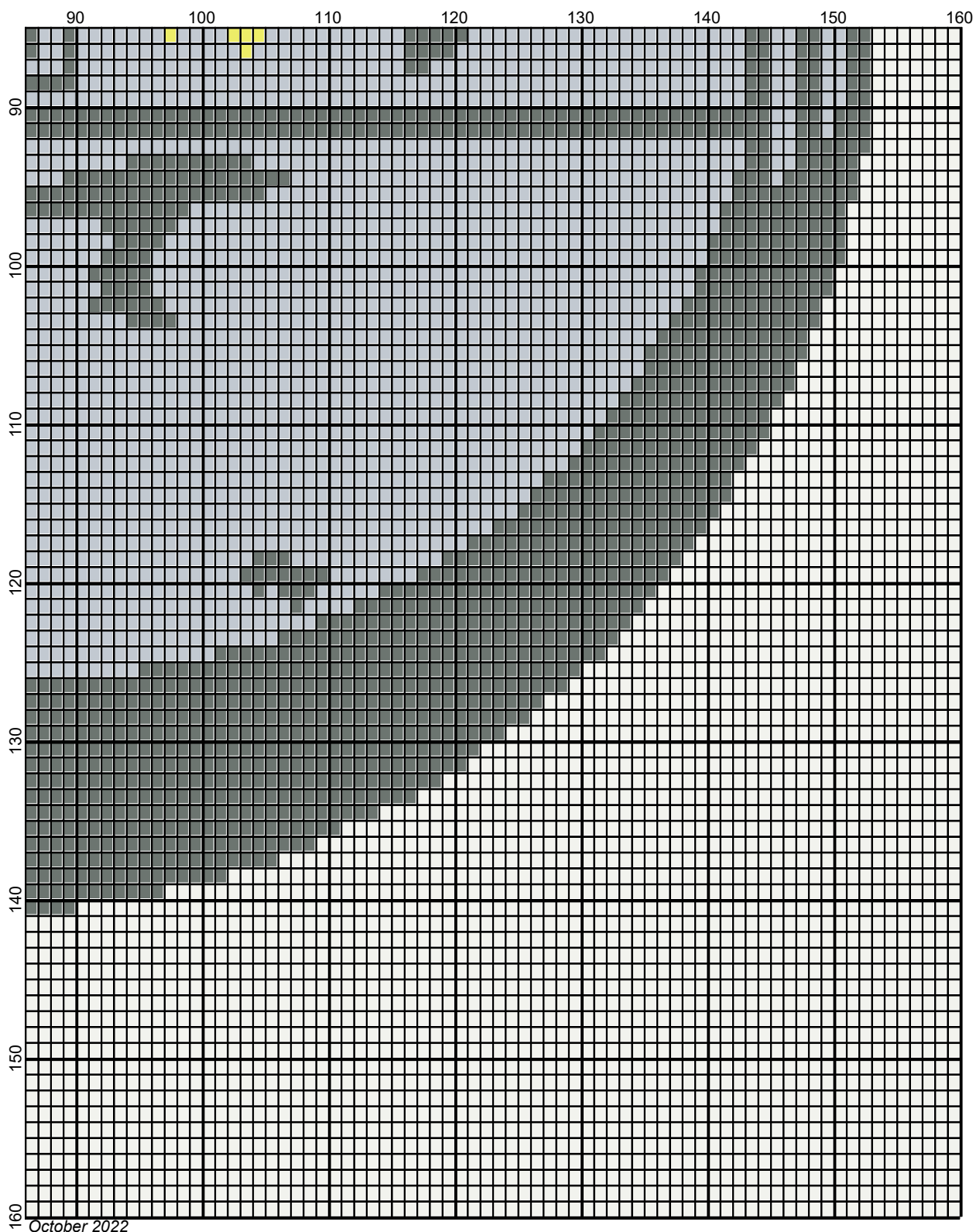




October 2022

Legend:

- RHS-726
- RHS-RH400
- RHS-631
- RHS-368
- RHS-316



- RHS-256
- RHS-672
- RHS-324
- RHS-312
- RHS-341