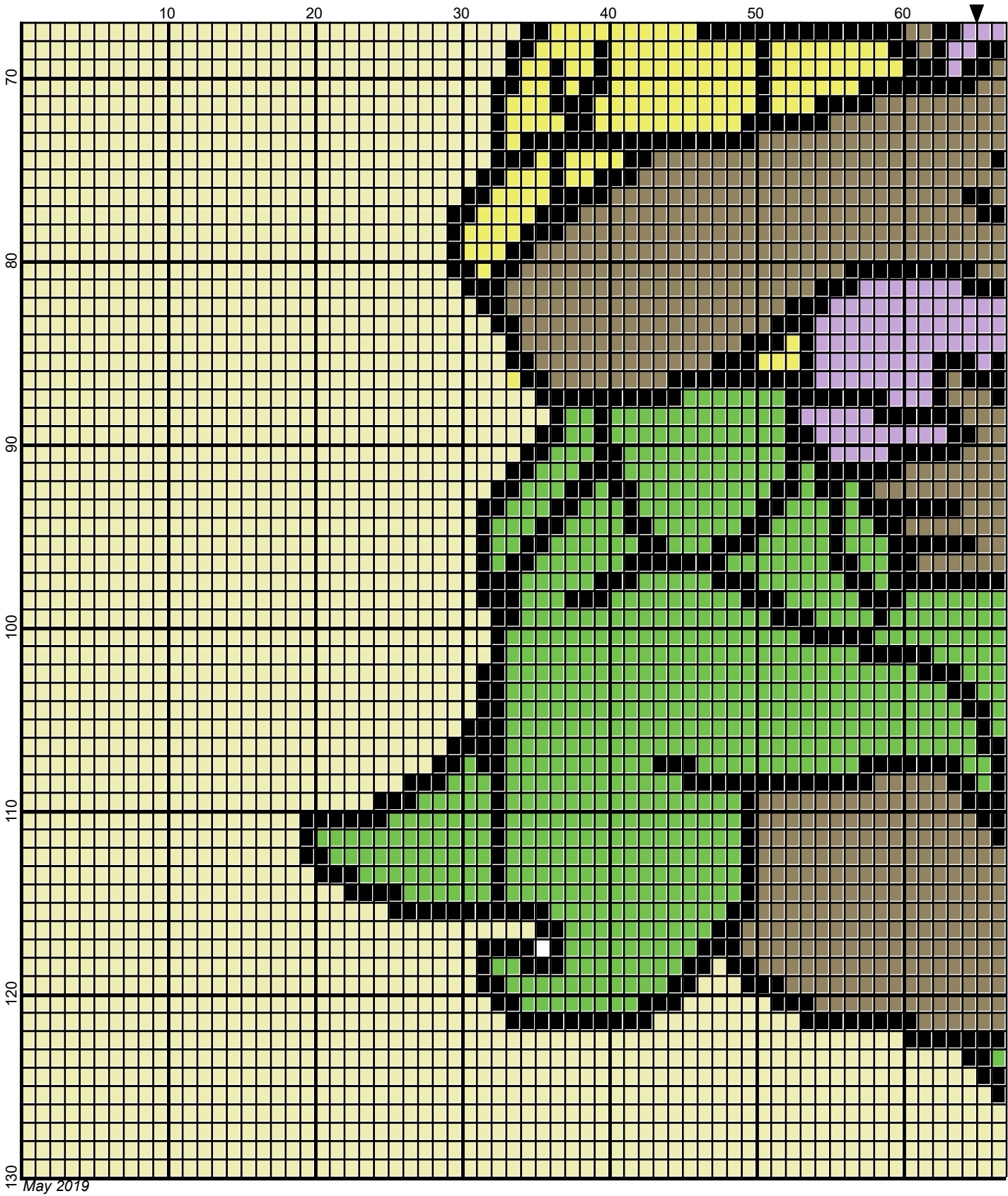
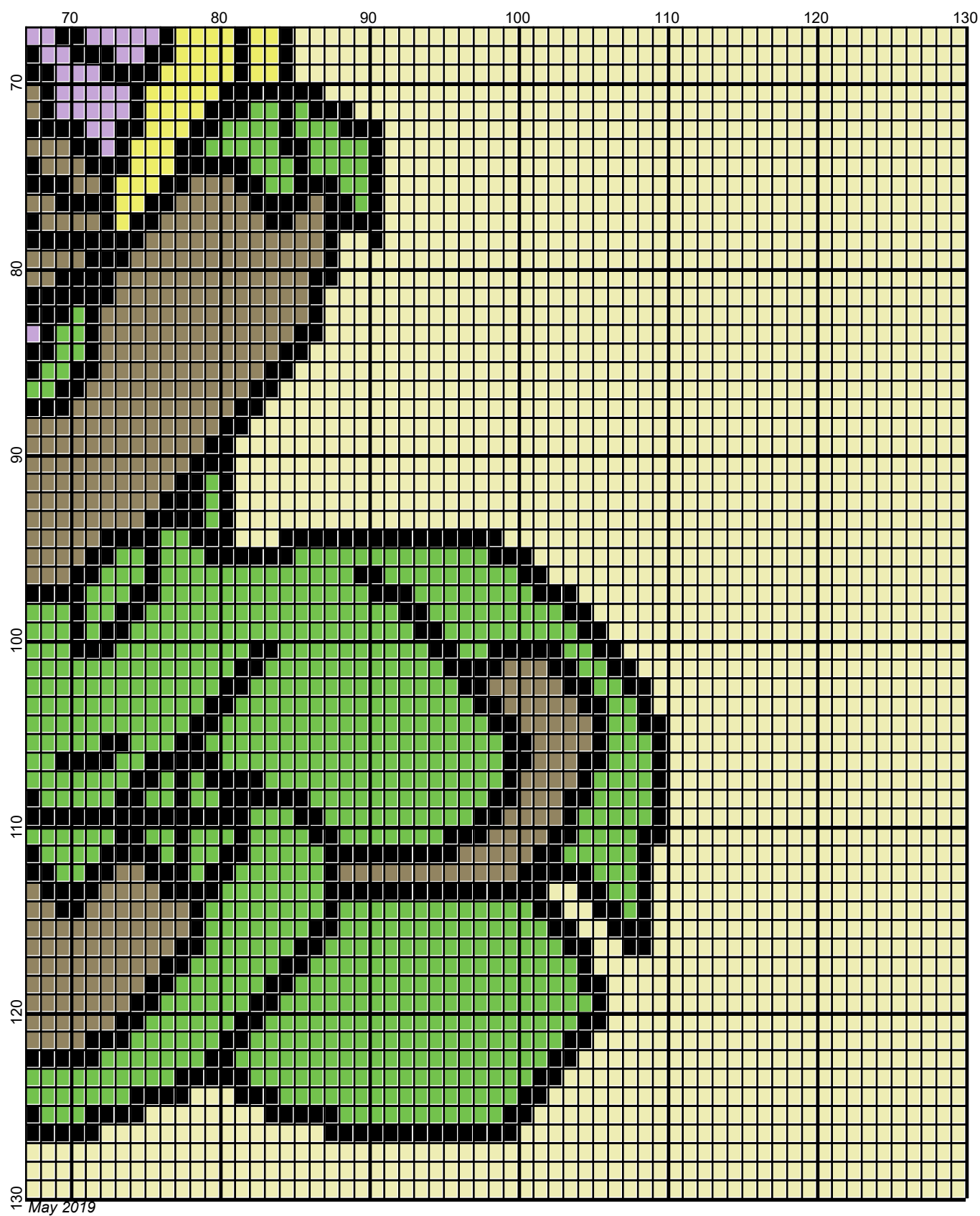


May 2019













May 2019



baby_tiana_130x130

Author: Donna Hammell
Copyright: May 2019
Website: www.donnascrochetshoppe.com
Grid Size: 130W x 130H
Design Area: 13.00" x 16.25" (130 x 130 stitches)

Legend:

	[2] RHS	312	Black		[2] RHS	RHSS	TOAST		[2] RHS	530	Orchid
	[2] RHS	324	Bright Yellow		[2] RHS	256	Carrot		[2] RHS	322	Pale Yellow
	[2] RHS	360	Cafe Latte		[2] RHS	390	Hot Red				
	[2] RHS	672	Spring Green		[2] RHS	706	Perfect Pink				

Instructions for using the graph.

GAUGE= 5 STS = 1"
4 ROWS = 1"

I USED SIZE "H" AFGHAN HOOK,USE WHATEVER SIZE GIVES YOU THE CORRECT GAUGE. CAN BE DONE IN AFGHAN STITCH OR SINGLE CROCHET.

EACH SQUARE ON THE GRAPH REPRESENTS 1 STITCH. FOR SINGLE CROCHET READ THE CHART FROM RIGHT TO LEFT, AND THEN LEFT TO RIGHT. IF USING AFGHAN STITCH ALWAYS READ FROM THE RIGHT.

TO START: CHAIN ONE MORE STITCH THAN GRAPH.

IF YOU NEED TO MAKE THE PIECE WIDER ADD AN EVEN NUMBER OF STITCHES TO BOTH SIDES, AND ADD ROWS TO MAKE IT LONGER. THE DESIGN IS CENTERED, SO ADD STITCHES EVENLY TO BOTH SIDES.

ESTIMATED YARN NEEDED:

BLACK: 2 OUNCES
WHITE: SMALL AMT
RED: SMALL AMT
BRIGHT YELLOW: 1 OUNCE
CAFE LATTE: 3 OUNCES
SPRING GREEN: 3 OUNCES
ROUGE: SMALL AMT
TOAST: 2 OUNCES
CARROT: SMALL AMT
PINK: SMALL AMT
ORCHID: SMALL AMT
BACKGROUND: 14 OUNCES