
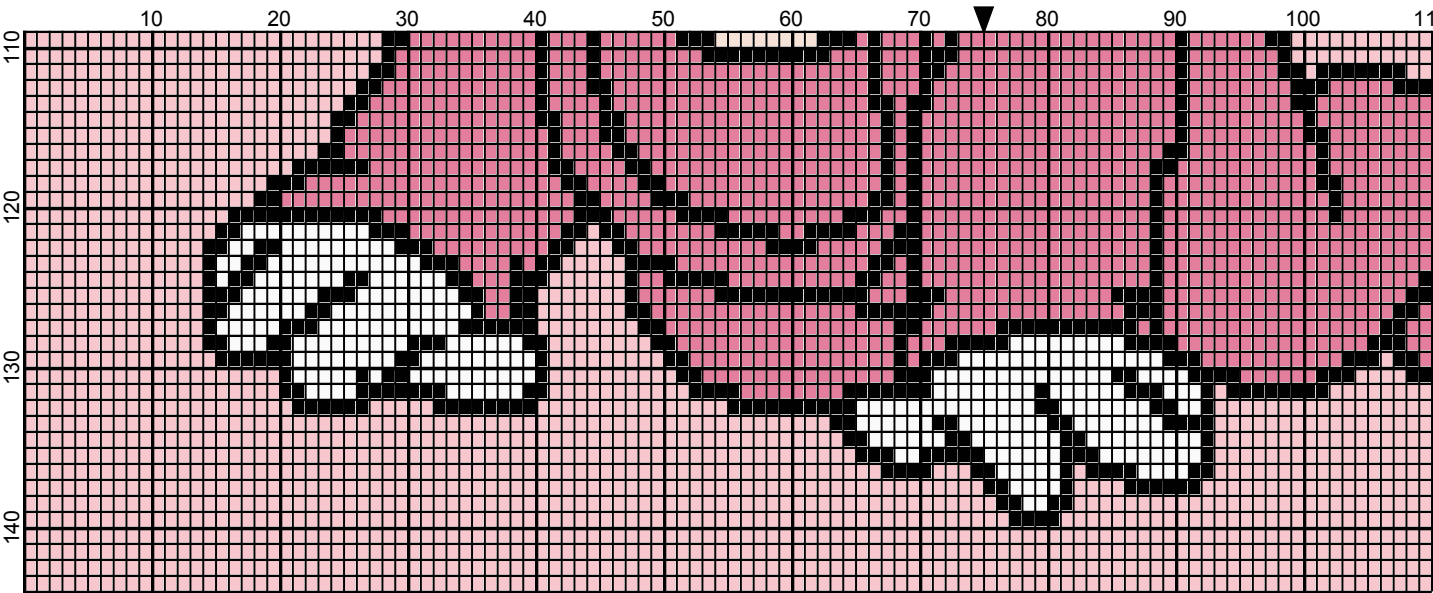


December 2008

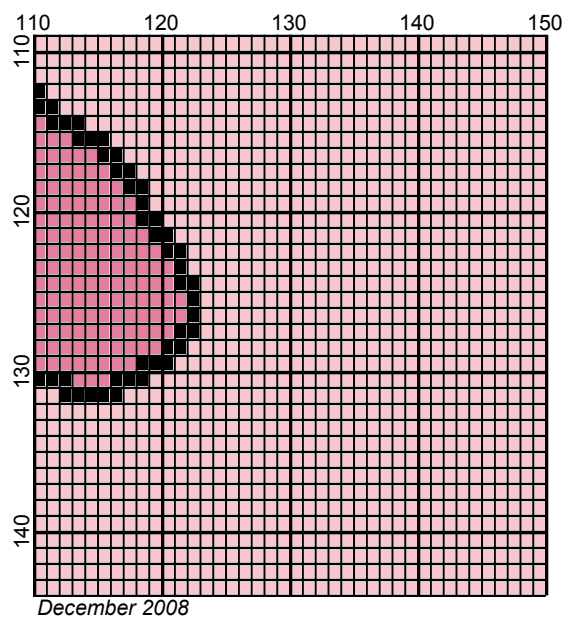
Baby Minnie by Donna Hammell



December 2008









Baby Minnie by Donna Hammell



Baby Minnie

Author: Donna Hammell
Company: The Crochet Shoppe
Copyright: December 2008
Website: www.geocities.com/crochetshoppe/patterns.html
Grid Size: 150W x 144H
Design Area: 15.00" x 18.00" (150 x 144 stitches)

Legend:

 [2] 001 RH012 Black	 [2] 001 RH735 Light Cassis	 [2] 001 RH912 Cherry Red
 [2] 001 RH257 Light Peach	 [2] 001 rh001 White	 [2] 001 RH737 Pink

Instructions for using the graph.

GAUGE= 5 STS = 1"
4 ROWS = 1"

I USED SIZE "H" AFGHAN HOOK,USE WHATEVER SIZE GIVES YOU THE CORRECT GAUGE. CAN BE DONE IN AFGHAN STITCH OR SINGLE CROCHET.

EACH SQUARE ON THE GRAPH REPRESENTS 1 STITCH. FOR SINGLE CROCHET READ THE CHART FROM RIGHT TO LEFT, AND THEN LEFT TO RIGHT. IF USING AFGHAN STITCH ALWAYS READ FROM THE RIGHT.

TO START: CHAIN ONE MORE STITCH THAN GRAPH.

YOU WILL NEED TO ADD STITCHES TO MAKE THE PIECE WIDER, AND ADD ROWS TO MAKE IT LONGER. THE DESIGN IS CENTERED, SO ADD STITCHES EVENLY TO BOTH SIDES.

ESTIMATED YARN NEEDED:

BLACK ;4OUNCES
WHITE: 1 OUNCES
CHERRY RED :SMALL AMOUNT
PINK/BACKGROUND : 13 OUNCE
LIGHT CASSIS: 4 OUNCES
LIGHT PEACH: 3 OUNCES