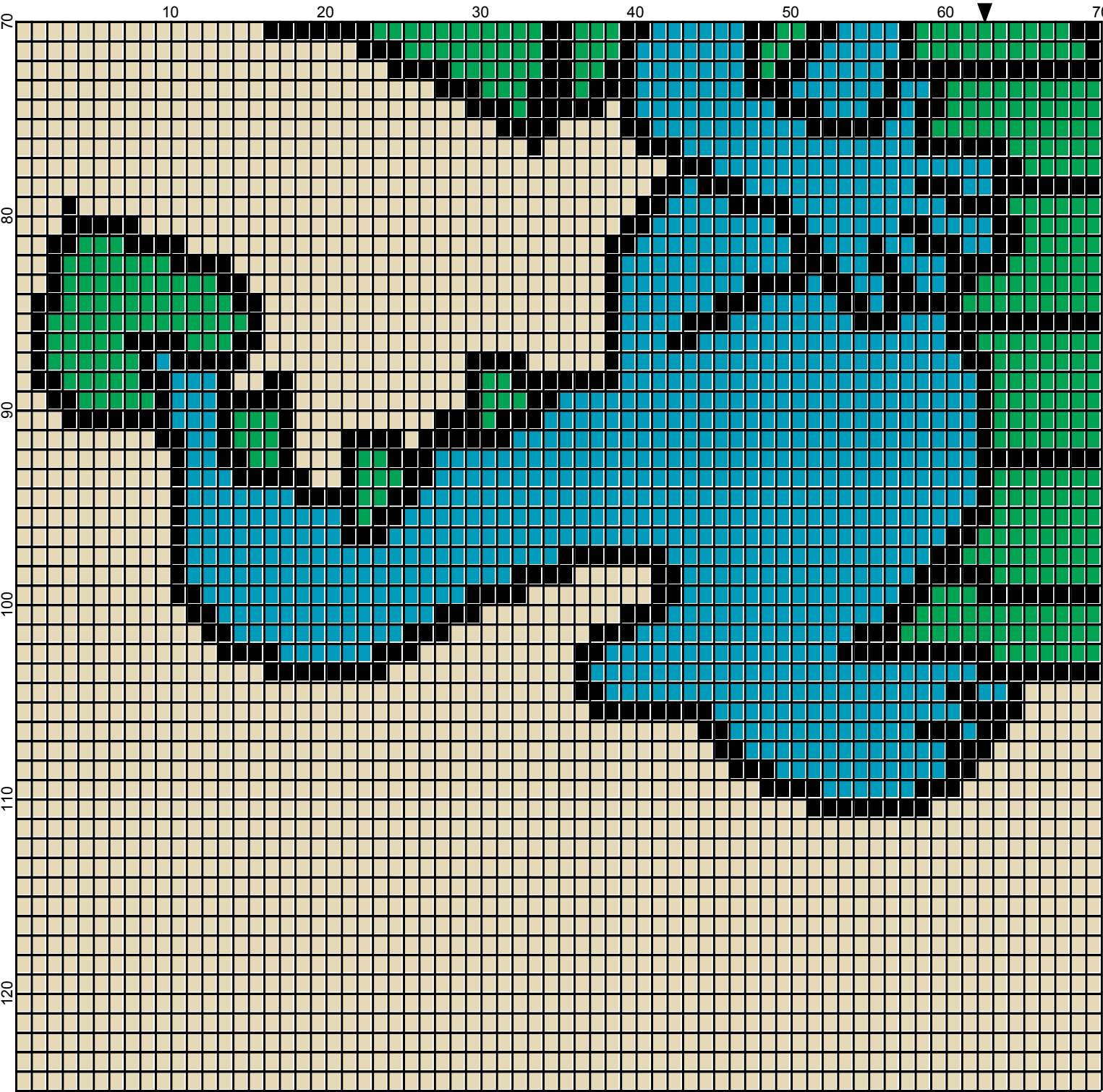



- Legend:
- BSS-616
 - BSS-609
 - BSS-7421
 - BSS-7391
 - BSS-53010








December 2012



baby_dragon_125x125

Author: Donna Hammell
Copyright: December 2012
Website: www.donnascrochetshoppe.com
Grid Size: 125W x 125H
Design Area: 12.50" x 15.63" (125 x 125 stitches)

Legend:

 [2] BSS	616 Peacock	 [2] BSS	7421 Black	 [2] BSS	53010 Oatmeal
 [2] BSS	609 Kelly Green	 [2] BSS	7391 White		

Instructions for using the graph.

GAUGE= 5 STS = 1"
4 ROWS = 1"

I USED SIZE "H" AFGHAN HOOK,USE WHATEVER SIZE GIVES YOU THE CORRECT GAUGE. CAN BE DONE IN AFGHAN STITCH OR SINGLE CROCHET.

EACH SQUARE ON THE GRAPH REPRESENTS 1 STITCH. FOR SINGLE CROCHET READ THE CHART FROM RIGHT TO LEFT, AND THEN LEFT TO RIGHT. IF USING AFGHAN STITCH ALWAYS READ FROM THE RIGHT.

TO START: CHAIN ONE MORE STITCH THAN GRAPH.

YOU WILL NEED TO ADD STITCHES TO MAKE THE PIECE WIDER, AND ADD ROWS TO MAKE IT LONGER. THE DESIGN IS CENTERED, SO ADD STITCHES EVENLY TO BOTH SIDES.

ESTIMATED YARN NEEDED:
BLACK ; 3 OUNCES
WHITE: SMALL AMT
GREEN: 2 OUNCES
BACKGROUND: 10 OUNCES
BLUE:3 OUNCES