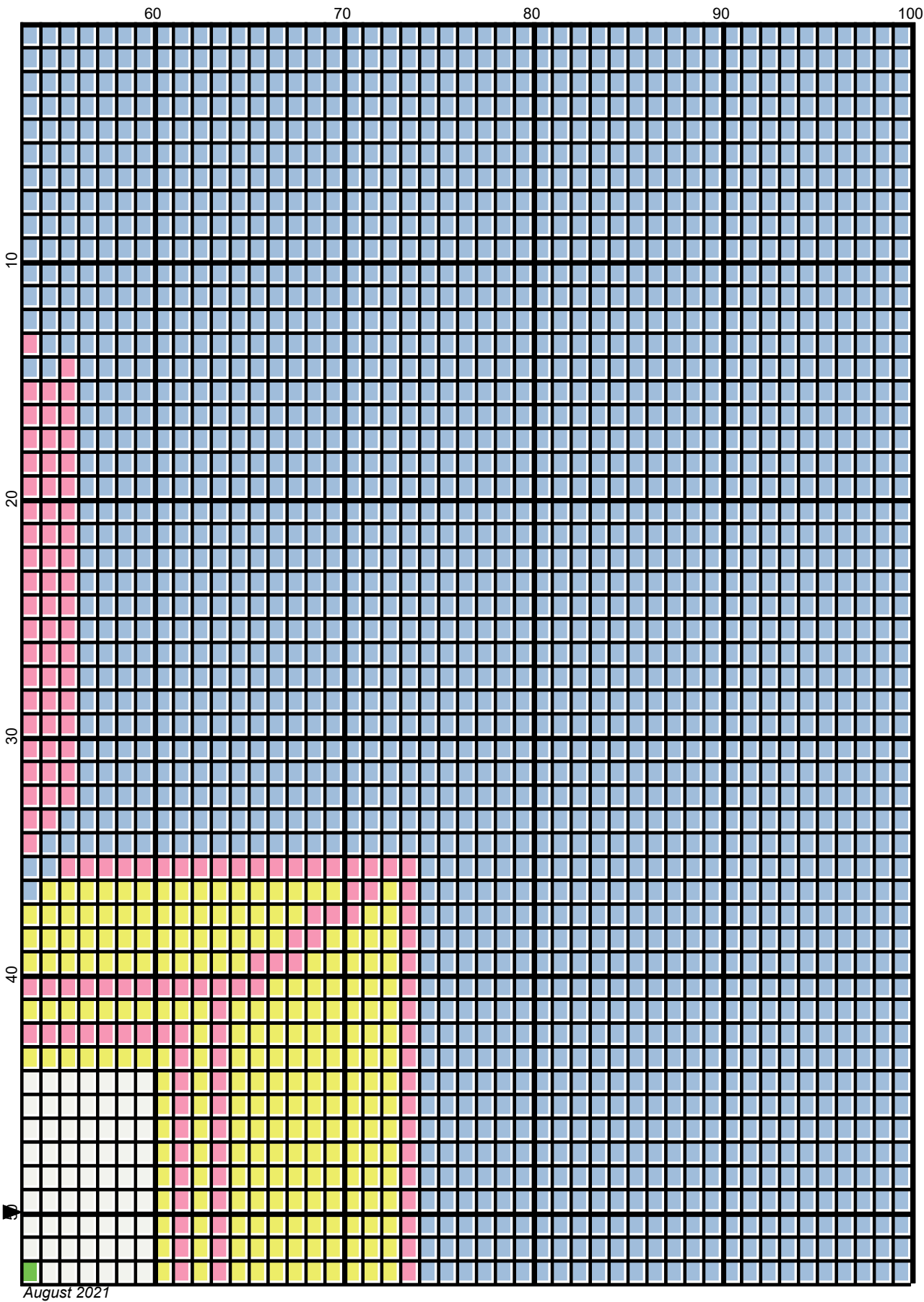



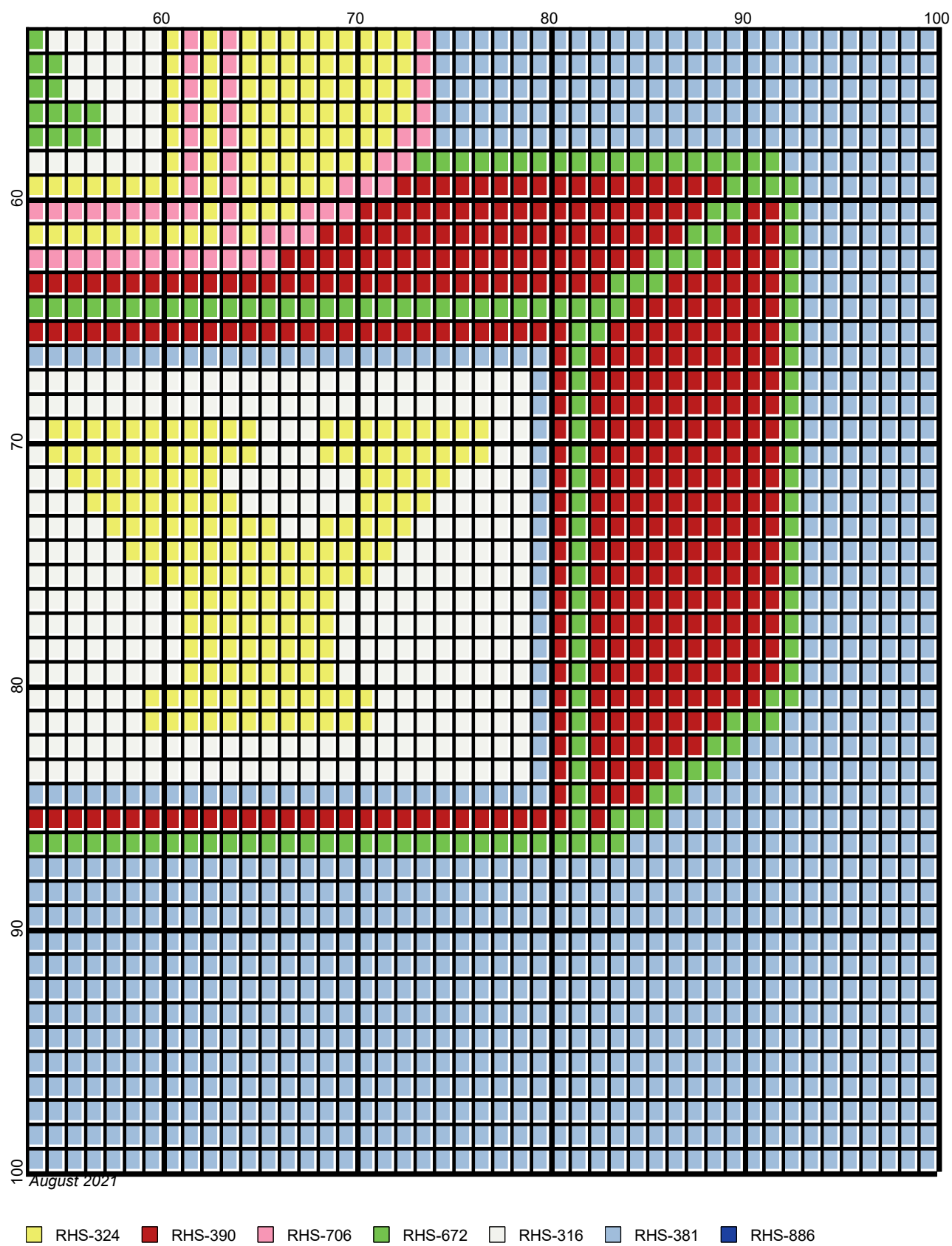
August 2021



August 2021






Legend:






baby_blocks_100x100

Author: Donna Hammell
Copyright: August 2021
Website: www.donnascrochetshoppe.com
Grid Size: 100W x 100H
Design Area: 10.00" x 12.50" (100 x 100 stitches)

Legend:

 [2] RHS 324 Bright Yellow
 [2] RHS 390 Hot Red
 [2] RHS 706 Perfect Pink

 [2] RHS 672 Spring Green
 [2] RHS 316 Soft White
 [2] RHS 381 Light Blue

 [2] RHS 886 Blue

Instructions for using the graph.

GAUGE= 5 STS = 1"
4 ROWS = 1"

I USED SIZE "H" AFGHAN HOOK,USE WHATEVER SIZE GIVES YOU THE CORRECT GAUGE. CAN BE DONE IN AFGHAN STITCH OR SINGLE CROCHET.

EACH SQUARE ON THE GRAPH REPRESENTS 1 STITCH. FOR SINGLE CROCHET READ THE CHART FROM RIGHT TO LEFT, AND THEN LEFT TO RIGHT. IF USING AFGHAN STITCH ALWAYS READ FROM THE RIGHT.

TO START: CHAIN ONE MORE STITCH THAN GRAPH.

YOU WILL NEED TO ADD STITCHES TO MAKE THE PIECE WIDER, AND ADD ROWS TO MAKE IT LONGER. THE DESIGN IS CENTERED, SO ADD STITCHES EVENLY TO BOTH SIDES.

ESTIMATED YARN NEEDED:

PINK ; 2 OUNCES
SPRING GREEN 1 OUNCE
BLUE:SMALL AMT
RED : 1 OUNCE
YELLOW: 1 OUNCE
LT BLUE: 8 OUNCE
WHITE: SMALL 2 OUNCES