




October 2011



October 2011



October 2011









October 2011

angrybirds_4

Author: Donna Hammell
Copyright: October 2011
Website: www.donnacrochetshoppe.com
Grid Size: 160W x 180H
Design Area: 16.00" x 22.50" (160 x 180 stitches)

Legend:

 [2] 001 RH012 Black	 [2] 001 RH230 Yellow	 [2] 001 RH300 Light Grey
 [2] 001 RH902 Jockey Red	 [2] 001 rh001 White	 [2] 001 RH827 Lt. Periwinkle

Instructions for using the graph.

GAUGE= 5 STS = 1"
4 ROWS = 1"

I USED SIZE "H" AFGHAN HOOK, USE WHATEVER SIZE GIVES YOU THE CORRECT GAUGE. CAN BE DONE IN AFGHAN STITCH OR SINGLE CROCHET.

EACH SQUARE ON THE GRAPH REPRESENTS 1 STITCH. FOR SINGLE CROCHET READ THE CHART FROM LEFT TO RIGHT. IF USING AFGHAN STITCH ALWAYS READ FROM THE RIGHT.

TO START: FOR SINGLE CROCHET CHAIN ONE MORE STITCH THAN GRAPH. FOR AFGHAN STITCH, CHAIN EXACT NUMBER

APPROXIMATE YARN USAGE

BLACK: 2 OUNCES

RED : 1 OUNCE

LT PERIWINKLE: 7 OUNCES

WHITE: 1 OUNCE

YELLOW: 2 OUNCES

BACKGROUND COLOR OF YOUR CHOICE: 18 OUNCES