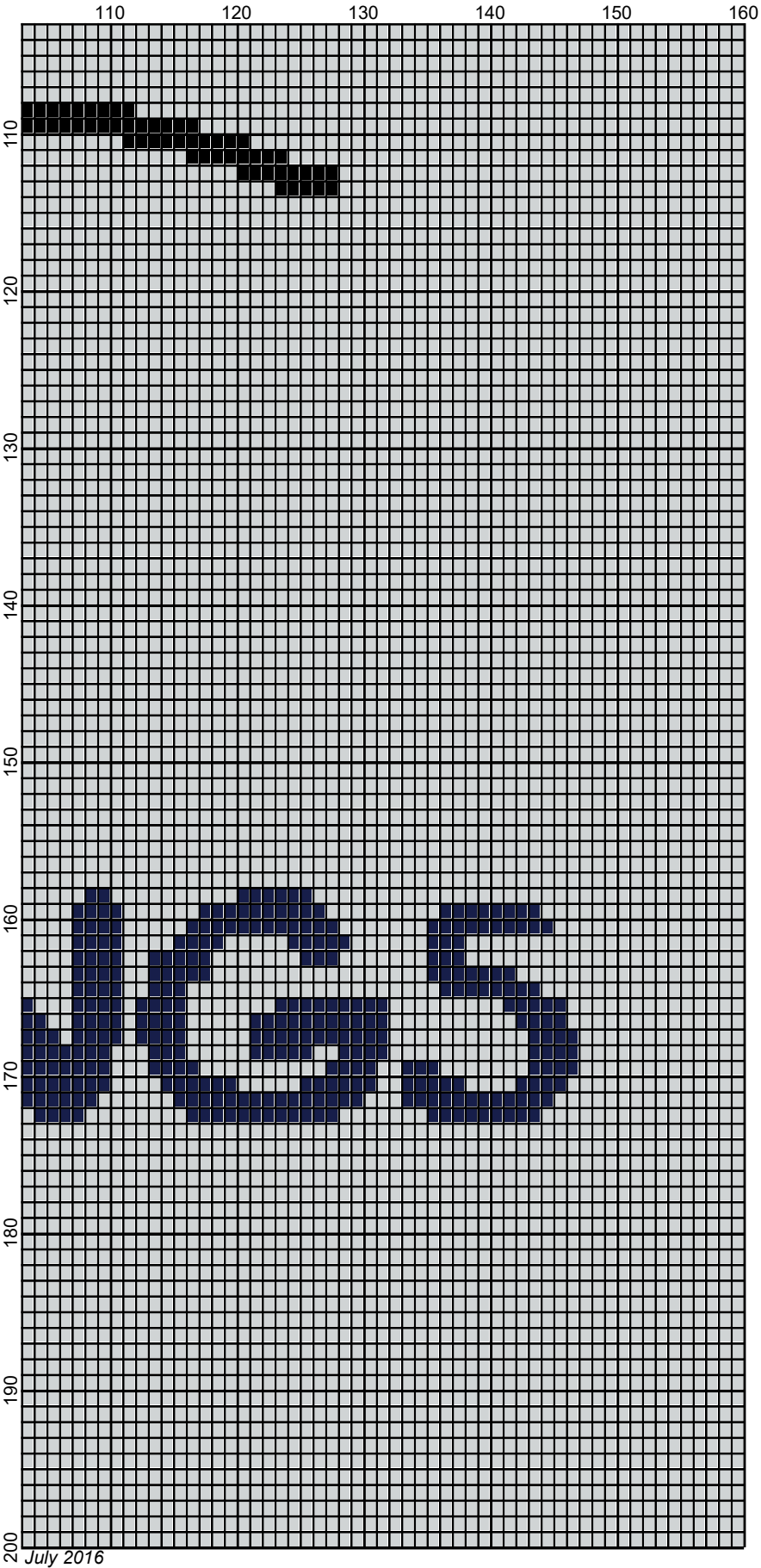


July 2016









July 2016

# allergic\_to\_mornings

---

**Author:** Donna Hammell  
**Copyright:** July 2016  
**Website:** [www.donnascrochetshoppe.com](http://www.donnascrochetshoppe.com)  
**Grid Size:** 160W x 200H  
**Design Area:** 16.00" x 25.00" (160 x 200 stitches)

## Legend:

 [2] RHC	312 Black	 [2] RHC	0412 Silver	 [2] RHS	RHTB True Blue
 [2] RHC	902 Jockey Red	 [2] RHC	853 Soft navy	 [2] RHS	316 Soft White

Instructions for using the graph.

GAUGE= 5 STS = 1"  
4 ROWS = 1"

I USED SIZE "H" AFGHAN HOOK,USE WHATEVER SIZE GIVES YOU THE CORRECT GAUGE. CAN BE DONE IN AFGHAN STITCH OR SINGLE CROCHET.

EACH SQUARE ON THE GRAPH REPRESENTS 1 STITCH. FOR SINGLE CROCHET READ THE CHART FROM RIGHT TO LEFT, AND THEN LEFT TO RIGHT. IF USING AFGHAN STITCH ALWAYS READ FROM THE RIGHT.

TO START: CHAIN ONE MORE STITCH THAN GRAPH.

IF YOU NEED TO MAKE THE PIECE WIDER ADD AN EVEN NUMBER OF STITCHES TO BOTH SIDES, AND ADD ROWS TO MAKE IT LONGER. THE DESIGN IS CENTERED, SO ADD STITCHES EVENLY TO BOTH SIDES.

## ESTIMATED YARN NEEDED:

WHITE:1 OUNCE  
SILVER: 36 OUNCES  
RED: 1 OUNCE  
BLACK: 1 OUNCE  
NAVY: 3 OUNCES  
TRUE BLUE: 1 OUNCE