

Legend:




RHS-776   RHS-321   RHS-316

# alcorn\_state\_university

---

**Author:** Donna Hammell  
**Copyright:** March 2024  
**Website:** [www.donnascrochetshoppe.com](http://www.donnascrochetshoppe.com)  
**Grid Size:** 160W x 180H  
**Design Area:** 16.00" x 22.50" (160 x 180 stitches)

## Legend:

 [2] RHS 776 Dark Orchid  [2] RHS 321 Gold  [2] RHS 316 Soft White

Instructions for using the graph.

GAUGE= 5 STS = 1"  
4 ROWS = 1"

I USED SIZE "H" AFGHAN HOOK,USE WHATEVER SIZE GIVES YOU THE CORRECT GAUGE. CAN BE DONE IN AFGHAN STITCH OR SINGLE CROCHET.

EACH SQUARE ON THE GRAPH REPRESENTS 1 STITCH. FOR SINGLE CROCHET READ THE CHART FROM RIGHT TO LEFT, AND THEN LEFT TO RIGHT. IF USING AFGHAN STITCH ALWAYS READ FROM THE RIGHT.

TO START: CHAIN ONE MORE STITCH THAN GRAPH.


YOU WILL NEED TO ADD STITCHES TO MAKE THE PIECE WIDER, AND ADD ROWS TO MAKE IT LONGER. THE DESIGN IS CENTERED, SO ADD STITCHES EVENLY TO BOTH SIDES.

ESTIMATED RED HEART SUPER SAVER YARN NEEDED:


DARK ORCHID ;7 OUNCES/312 YDS

GOLD: 2 OUNCES/94 YDS

SOFT WHITE: 30 OUNCES/1470 YDS



March 2024



March 2024



Legend:



RHS-776 RHS-321 RHS-316