



80 90 100 110 120 130 140 150



May 2017



May 2017

10

20


30

40

50

60

70

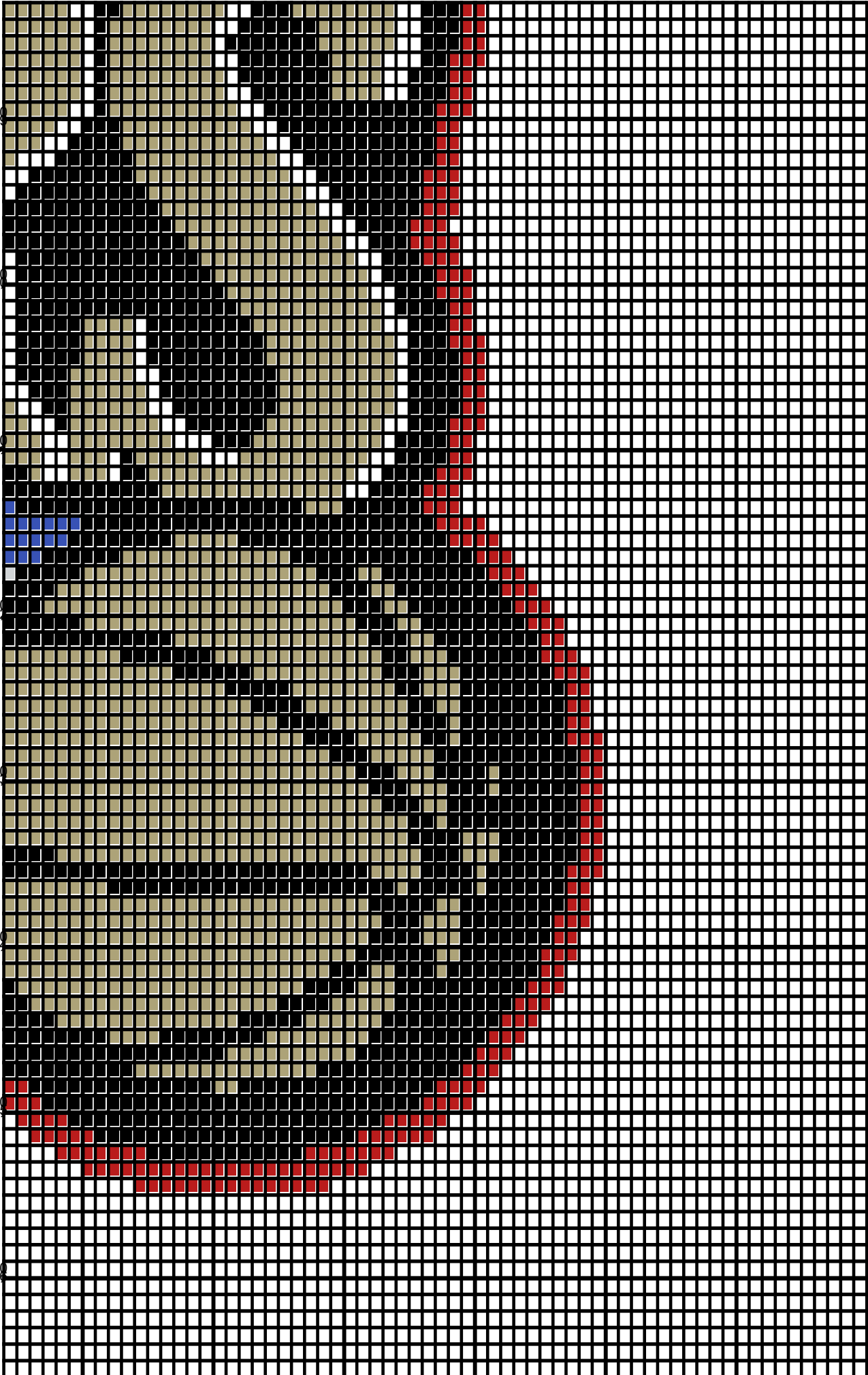


May 2017



May 2017

160 170 180 190 200 210 220



May 2017

10

20


30

40

50


60

70



2May 2017

80 90 100 110 120 130 140 150



2May 2017



160

170


180

190

200

210

220





2May 2017



# 76ers\_old\_logo\_220x220



---

**Author:** Donna Hammell  
**Company:** Donna's Crochet Shoppe  
**Copyright:** May 2017  
**Website:** www.donnascrochetshoppe.com  
**Grid Size:** 220W x 220H  
**Design Area:** 22.00" x 27.50" (220 x 220 stitches)

## Legend:

 [2] RHC 0412 Silver  
 [2] RHC 0848 Skipper Blue

 [2] RHC 312 Black  
 [2] RHC 0334 Tan

 [2] RHC 902 Jockey Red  
 [2] RHC 001 White

Instructions for using the graph.

GAUGE= 5 STS = 1"  
4 ROWS = 1"

I USED SIZE "H" AFGHAN HOOK,USE WHATEVER SIZE GIVES YOU THE CORRECT GAUGE. CAN BE DONE IN AFGHAN STITCH OR SINGLE CROCHET.

EACH SQUARE ON THE GRAPH REPRESENTS 1 STITCH. FOR SINGLE CROCHET READ THE CHART FROM LEFT TO RIGHT. IF USING AFGHAN STITCH ALWAYS READ FROM THE RIGHT.

TO START: CHAIN ONE MORE STITCH THAN GRAPH.

## ESTIMATED YARN NEEDED:

BLUE ;2 OUNCES  
SILVER/GRAY: 2 OUNCES  
WHITE: 46 OUNCES  
BLACK: 6 OUNCES  
TAN: 6 OUNCES  
RED: 2 OUNCES