





January 2010









January 2010





January 2010



January 2010







76ers

Author: Donna Hammell
Copyright: January 2010
Website: www.donnascrochetshoppe.com
Grid Size: 240W x 250H
Design Area: 24.00" x 31.25" (240 x 250 stitches)

Legend:

 [2] 001 RH912 Cherry Red  [2] 001 RH822 True Blue  [2] 001 rh001 White

Instructions for using the graph.

GAUGE= 5 STS = 1"
4 ROWS = 1"

I USED SIZE "H" AFGHAN HOOK,USE WHATEVER SIZE GIVES YOU THE CORRECT GAUGE. CAN BE DONE IN AFGHAN STITCH OR SINGLE CROCHET.

EACH SQUARE ON THE GRAPH REPRESENTS 1 STITCH. FOR SINGLE CROCHET READ THE CHART FROM RIGHT TO LEFT, AND THEN LEFT TO RIGHT. IF USING AFGHAN STITCH ALWAYS READ FROM THE RIGHT.

TO START: CHAIN ONE MORE STITCH THAN GRAPH.

IF YOU NEED TO MAKE THE PIECE WIDER ADD AN EVEN NUMBER OF STITCHES TO BOTH SIDES, AND ADD ROWS TO MAKE IT LONGER. THE DESIGN IS CENTERED, SO ADD STITCHES EVENLY TO BOTH SIDES.

ESTIMATED YARN NEEDED:
WHITE:24 OUNCES
TRUE BLUE :34 OUNCES
CHERRY RED: 22 OUNCES